

# GCG Sunday School - 17th September 2023

## Lesson Outline



**Lesson:** The Fall  
**Series:** Bible Overview - The Beginning.  
**Passage:** Genesis 2:15 – 3:24  
**Big Idea:** Sin might seem ok, but turning away from our Lord God is always really bad.  
**Main Aim:** Be truly horrified by sin and how it ruins our friendship with God and with others.

**Please pray** for the lesson preparation, for yourself and for the children.  
May we all be built up this week by the amazing truth in God's word.

### Laptop (and Bluetooth speaker) check

Unless you are at the Greenwich service, you will need to bring a laptop to play the videos and songs. If needed, Jonny can provide a laptop and a Bluetooth speaker. 😊

**Additional resources:** [Mustard Seeds lesson plan](#), [GCG Sunday School Google Drive](#), [Grace Church Greenwich - Bitesize theology - Original Sin](#)

### Age ranges

Sailors: Ages 3-7	For CW (average age 4-5 years) and Greenwich (average age 6-7 years): Prepare the lesson for <b>all ages</b> . Then prepare your leaders to divide into separate <b>Sailor</b> and <b>Officer</b> groups for <b>Heart &amp; Hands</b> teaching.
Officers: Ages 8-11	

*Eltham (Sailors average age: 4-5 years, Officers average age: 7-8 years):*  
Personalise **all material** for the Sailors or Officers.

### The Passage

#### Summary.

This week, we'll be looking at the fall, a paradise with the Lord God thrown away by Adam and Eve's terrible sin.

#### *For them then.*

Everything was so good: the world God gave, their relationship with God, their friendship, their work. But Satan deceived them, sin looked so tempting and our desire to rule ourselves was so big that Adam and Eve decided to disobey God. They wanted to make their own rules about what was right and wrong. The results were so awful for all of them.

#### *For us now.*

Sin can seem attractive, but it is awful. It ruins our relationship with God and with each other. We might want to blame Adam for sinning first and ruining the world, but we would have done the same in his position.

This lesson is a challenge for us to be truly horrified at how sin, though tempting, is a horrible rejection of God's good gifts, ruining all that was good.


The Format - Repetition is key.

**Get Going**  
3 min + song



Welcome  
Quick Recap  
Song

**Main Teaching**  
15 mins



The Big Idea  
The Main Aim

**Brain Break**  
10 mins



Change of scene

**Heart & Hands**  
20 mins



Discussion  
Activities

**Land The Lesson**  
10 mins



Recap  
Memory Verse  
Pray

## Outline



**Get Going**  
Welcome, Prayer, Quick Recap & Song

### Welcome the children

- This is a good time to connect with the children briefly.

You could ask them a simple question which will connect loosely with the theme.

- Sailors - *Have you ever broken anything precious/ expensive, how did you feel?*
- Officers - *Have you ever broken anything that you weren't supposed to touch? How did you feel?*

Link: Today we're going to see that people destroyed and lost all the amazing things that God had given them, by turning away from Him.

### Prayer

- Let's listen carefully to what God has to say to us today.

### Very Speedy Recap

Do you remember what we spoke about last week?

Big Idea: Adam brought sin and death, Jesus brought obedience and life.

Link: Adam brought sin into the world, we'll see how terrible this was.

### Song

You will need to talk through the words and actions before singing.

- Sailors - [Just the Way God Wanted Us to Be \[Official Video\]](#)  
Lyrics - On the link.


Actions - <https://www.youtube.com/watch?v=aMYuQW2j-Dg>

**I suggest that we change the following actions:**

- Introduction and interludes - Feel free to do something less cheesy.
- During the chorus lyrics, for example at 1:00,  
"He made us boys, he made us girls"

I'd suggest that while girls point to the boys, or vice versa, the mentioned gender jumps and puts their hands in the air, instead of the suggested boy/ girl actions in the video.

- Officers - I think this would be really fun for them to learn and perform sometime!! Maybe at the weekend away.  
[▶ God Made Me and You \(Official Audio\)](#)  
Lyrics - On the link.



## Main Teaching

### Teaching the Big Idea & Main Aim.


Have a Bible open throughout. Feel free to read portions of it out word for word or paraphrase so they see that the story comes from God's word, and not from our heads.  
Try to get clearly and repeatedly to the Big Idea and Main Aim.

- Sin will need explaining, there are classic actions to the acronym:  
**Shove** off God, (shove hands away)  
**I'm** in charge, (point to self)  
**No** to your rules. (wag finger to the sky)
- Sin can also be explained as:  
The bad things we **do** (hands out), **say** (hands point to mouth), **think** (hands point to head) **and feel** (hands wrap around self).
- Lesson points
  1. God was so good!
  2. Satan lied to make sin look better than God.
  3. Adam and Eve decided sin was better.
  4. Sin brought awful things into the world.
- Watch this video at the end of the lesson to consolidate:  
[▶ The Gospel Project for Kids: Sin Entered the World](#)
- Sailors - *Tell the passage as a story. Ask questions along the way.  
Get to the Big Idea, then arrive at the Main Aim.  
Maybe use a helper with you to play different roles in the story.*

We're going to hear the story of how the good world God made, was spoilt by sin.

Use the **lesson points above** with the teaching images and lay them out to resemble roughly what's below.

We're showing the dilemma Adam and Eve faced. **God's way or Sin?**



As you tell the story from the passage:

1. God was so good!

Place the image of God & Creation on the left.

Place Adam and Eve in the middle.

Question & reminder:

What did God say to them before which trees could/couldn't they eat from?

2. Satan lied to make sin look better than God.

Place the snake and the tree on the right.

The snake lied to them and said...

Question & reminder:

What do you think? Does it sound tempting?

3. Adam and Eve decided sin was better.

So Adam and Eve have to choose.

Question & reminder:

What did God say to them before would happen if they ate the fruit?

**Which will they choose?**

**Which would you choose?** The snake's words, or God's words?

Adam and Eve decided Sin was better.

4. Sin brought awful things into the world.

Describe the awful things that sin brought.

Broken relationship with God.

Broken relationship with people.

Broken relationship with creation.

Was it a good thing or a bad thing that Adam and Eve did?

How would you feel if you had done this?

How does sin make us feel?

### *Brief application*

We can sometimes think sin is good, but sin is really bad! We need to run from it.

- Officers - *Mini, interactive talk through the text.*  
*Get to the Big Idea, then arrive at the Main Aim.*  
*You could: Act it out, or have them draw something, or shout out the best thing they see in the passage, or create a puppet show/ drama using paper and card to build scenery.*

Use the **lesson points above**.

As you're going through the story set up the massive dilemma:

**Which will they choose? God's way? Or sin?**

**Which one would you choose? God's way? Or sin?**

1. God was so good!
2. Satan lied to make sin look better than God.
3. Adam and Eve decided sin was better.

Which is better?

What did God promise would happen if they chose either way?

What did Satan/ the snake lie would happen if they chose either way?

Well they chose sin.

And these were the consequences...

4. Sin brought awful things into the world.

**Which one would you choose?**

Why?

*Brief application*

We can sometimes think sin is good, but sin is really bad! We need to run from it.

Sin is really bad, it brings God's judgement and rightly ruins everything.



## Brain Break

**A chance to rest the children's minds.**

*Game idea*

- Sailors - Would you rather?

Ask the children questions, they can run to one side of the room or the other to choose.

Would you rather:

Eat ice cream or chocolate?

Watch TV or run around outside?

Listen to God or the snake? Why?

- Officers - Would you rather?

Same as the sailors, you can make the questions harder, or ask them why:

Would you rather:

Have spaghetti for toes or for fingers?

Have feet for hands or hands for feet?

Only eat chocolate or only eat broccoli for the rest of your life?

Listen to God or the snake? Why?

But the snake said, you won't really die! Are you sure??

OR: Two truths and a lie. Make up three things, one is a lie. The snake told a lie.

Link: Satan, the snake, said that sin was better than God's way of living.

God had the best way of living.

Which would we rather?



## Heart and Hands

Think more about the Main Aim with: Discussion and Activities.

### Discussion - What would it look like to believe the Main Aim?

Think through with the children what the Main Aim means for our lives.

- Sailors - The Bible is so good. It tells us exactly what we need to know.

Sin can sometimes seem like a good idea.

When can it seem fun to disobey? It can seem fun when...

What are the consequences of sin? The consequences are...

God is not happy with sin.

- Officers - The Bible is so good. It tells us exactly what we need to know.

Sin can sometimes seem like a good idea.

When can it seem fun to sin?

At home

At school

With friends.

It can seem fun when...

What are the consequences of sin?

The consequences are...

God is not happy with sin.

But God is **such a generous God**, he even gives awful sinners a rescuer.

Genesis 3:15.

*What can we thank God for?*

*What challenges us from this passage?*

### Activities - Craft or worksheet

- Sailors - Craft

Make a story snake, cut and colour the pictures before sticking them onto the snake in the right order!

- Officers - Worksheet

Talk through the questions and think about applications to stretch the able children.



## Land the lesson

Bring everything together with: Recap, Memory Verse and Prayer.


### Quick application recap

- Remind them of the Big Idea and Main Aim.

### Memory verse

*You are worthy, our Lord and God, to receive glory and honour and power, for you created all things, and by your will they were created and have their being. Revelation 4:11*

[Ideas for learning the memory verse.](#) I will provide the verse on laminated paper with Blu Tack.

- Sailors - It would be fun to learn using this song:  
 Revelation 4:11 Song  
Actions are available on a separate video that I'll make.
- Officers - If capable, they can come up with a rap/ spoken word for the verse.  
They can repeat and improve it each week.

## Pray

Encourage the children to pray with you about the Big Idea and Main Aim.

They could thank God for something we've learnt, or ask for help with a challenge in believing it.

- Sailors

You could ask for hands up/ thumbs up for those who would like to pray.

You could suggest "Popcorn prayers" - really short prayers.

Or "Arrow prayers"- We all shoot up like an arrow at the end.

Or you could try the idea we use with Officers.

- Officers

You could pass an object, like a Bible, around the room. When a child receives the Bible, they can choose to pray in their head or aloud.

## Sign out with Take Home Sheets

- While signing out with Rollcall, Take Home sheets will be provided to carers and parents about the children's lesson.

## Final notes

The following items will be printed for you and brought to the lesson:

- Main teaching pictures and materials.
- Activities: Sailors craft and Officers worksheets.
- Memory verse, laminated.
- Take Home Sheets.

Additional materials will be available:

- Craft materials.
- Pens, paper, glue, scissors.